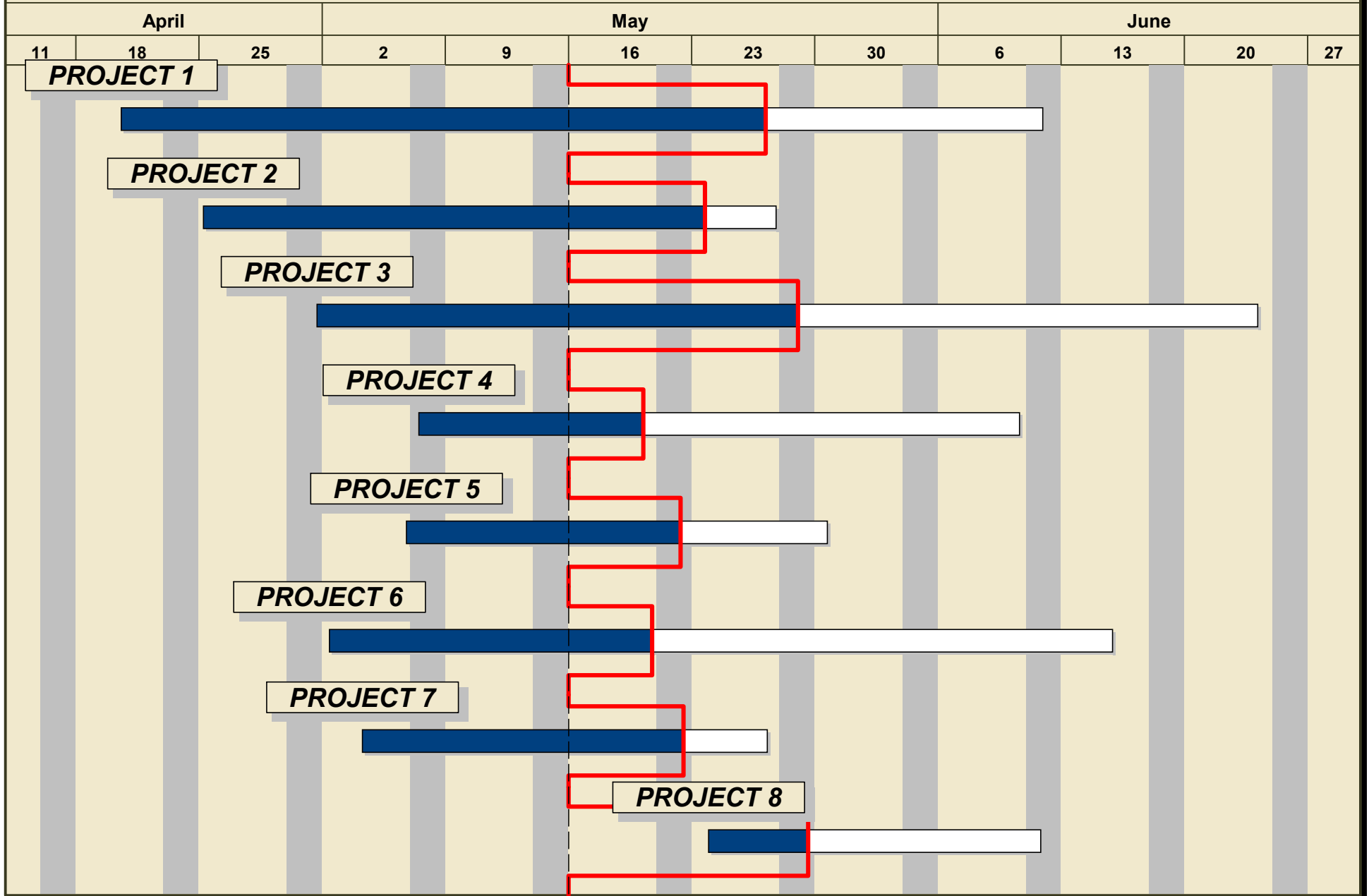













ENGINEERING/R&D PROJECTS













































































15/5/05

2005



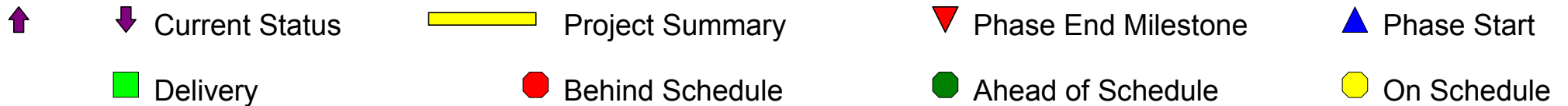
Stoplight Variety

	Summary		Ahead of schedule		Task is in progress		On Budget
	Phase Complete		On schedule		Task is complete		Over Budget
	Phase Incomplete		Behind schedule				Under Budget

GO / NO GO	Project/ Employee	Days to Completion	Cost Status	2004						Ahd/Bhd Status	Percent Complete	Project Manager
				Q1			Q2					
				January	February	March	April	May	June			
	Project A	 0	 \$100								 100%	Joe
	Phase 1	 0	 \$0								 100%	
	Phase 2	 0	 \$200								 100%	
	Phase 3	 0	 (\$100)								 100%	
	Project B	 5	 \$50								 95%	Mary
	Phase 1	 0	 \$50	 							 100%	
	Phase 2	 0	 \$0								 100%	
	Phase 3	 5	 \$0	 							 77%	
	Project C	 47	 \$150								 48%	Bill
	Phase 1	 0	 \$50	 							 100%	
	Phase 2	 22	 \$0	 							 33%	
	Phase 3	 25	 \$100								 0%	

Monthly Status Report

Project & Phase	Delivery Date	2004												Ahead / Behind	Percent Complete
		Jan	Feb	Mar	Apr	May	Jun	Jul	Aug	Sep	Oct	Nov	Dec		
All Projects	15/12														28%
Project A	7/7														56%
Project B	26/10														13%
Project C	15/12														26%
Project D	1/12														22%
Project E	23/8														32%



Austin, Texas Area Hospitals Travel Nursing Assignments

% Complete	Status	Hospital	Assignment	Nurse	2003				2004								2005						Weeks Assigned	Rate/Week	Total
					S	O	N	D	J	F	M	A	M	J	J	A	S	O	N	D	J	F			
100%	✓	Brackenridge	ER Childrens	M. Davis	1/9 - 31/3																		31w	\$1,200	\$37,200
100%	✓	Brackenridge	ER Childrens	V. Valerie	1/1 - 31/8																		35w	\$1,200	\$42,000
100%	✓	Brackenridge	ER	M. Reed	1/5 - 30/8																		17w	\$1,200	\$20,400
100%	✓	Brackenridge	ER	D. Baret	1/5 - 30/8																		17w	\$1,200	\$20,400
100%	✓	Brackenridge	Flight	B. Givens	1/9 - 31/5																		39w	\$1,600	\$62,400
100%	✓	Brackenridge	Flight	L.Urban													1/12 - 28/2						13w	\$1,600	\$20,800
100%	✓	Brackenridge	Intensive care	J. Piper	1/5 - 31/12																		35w	\$1,400	\$49,000
100%	✓	Brackenridge	Intensive care	J. Martinez	1/12 - 30/8																		39w	\$1,400	\$54,600
100%	✓	Seaton	ER	M. Reed	1/12 - 31/5																		26w	\$1,200	\$31,200
100%	✓	Seaton	ER		1/5 - 30/8																		17w	\$1,200	\$20,400
100%	✓	Seaton	Intensive care	S. Sood	1/5 - 30/8																		17w	\$1,400	\$23,800
100%	✓	Seaton	Intensive care	L. Noonan	1/5 - 30/8																		17w	\$1,400	\$23,800
100%	✓	St. Davids	Neonatal Intensive Care	B. Cooper	1/12 - 31/12																		57w	\$1,600	\$91,200
100%	✓	St. Davids	Neonatal Intensive Care		1/5 - 30/9																		22w	\$1,600	\$35,200
100%	✓	St. Davids	Neonatal Intensive Care	M. Cruz													1/12 - 30/6						39w	\$1,600	\$62,400
100%	✓	Heart Hospital	Cardiac Intensive Care	V. James	1/9 - 30/6																		96w	\$1,600	\$153,600
100%	✓	Heart Hospital	Cardiac Intensive Care		1/5 - 30/9																		22w	\$1,600	\$35,200
100%	✓	Heart Hospital	ER	N. Sami	1/12 - 28/2																		13w	\$1,200	\$15,600
100%	✓	Heart Hospital	ER	R. Bohn	1/6 - 30/11																		26w	\$1,200	\$31,200
100%	✓	South Austin	ER		1/5 - 30/9																		22w	\$1,200	\$26,400
100%	✓	South Austin	ER	M. Reed	1/9 - 30/4																		35w	\$1,200	\$42,000
100%	✓	South Austin	Intensive care	J. Piper	1/11 - 30/4																		26w	\$1,400	\$36,400
100%	✓	South Austin	Intensive care	K. Martin	1/9 - 31/1																		22w	\$1,400	\$30,800

✓ Completed

↑ Working

■ Work Upcoming